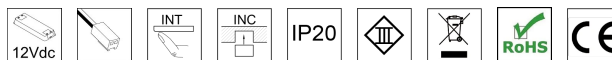


# PUSH



## TECHNICAL DATA

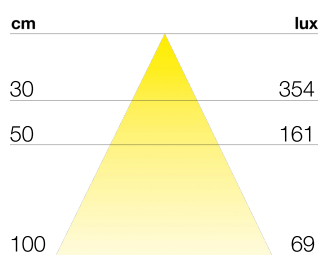
Power supply	12 V
Power	1 W
Source	SL300
Brightness	41 lm
Light colour	6000 K
CRI	>90
Insulation class	III
IP grade	IP20
Switch	On/Off
Finish	chromo
Photobiological safety	Exempt risk group
Output cable	1800 mm

Power supply unit not supplied in packaging. Recess drilling = 23x80mm R.2,5mm

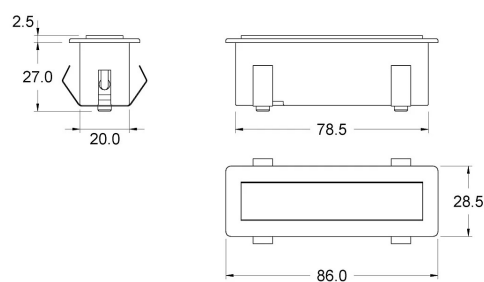
## PRODUCT CODES

CODE	SWITCH
95503526	no
95503528	si

## LIGHT DIFFUSION



## DIMENSIONS



## MOUNTING

