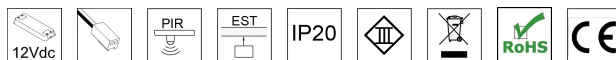


EMILEDSAT



TECHNICAL DATA

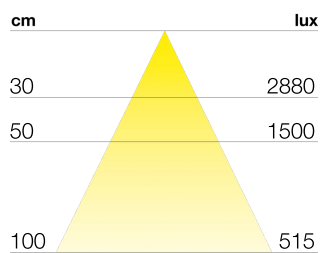
Power supply	12 V
Source	SL160
Light colour	4000 K
CRI	>90
Insulation class	III
IP grade	IP20
Switch	Sensore di movimento
Finish	sabbiato
Photobiological safety	Exempt risk group
Output cable	1800 mm

Power supply unit not supplied in packaging

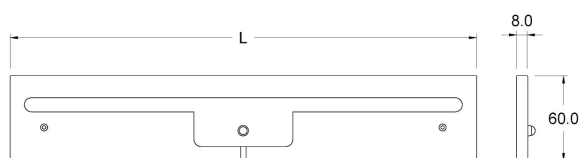
PRODUCT CODES

CODE	LENGTH	POWER	BRIGHTNESS
95700444	330 mm	4.5 W	498 lm
95700446	450 mm	6.5 W	706 lm
95700448	600 mm	8.5 W	955 lm
95700450	900 mm	13 W	1453 lm

LIGHT DIFFUSION



DIMENSIONS



MOUNTING



POSSIBILITY OF PRODUCT CUSTOMISATION

