

EMILED



TECHNICAL DATA

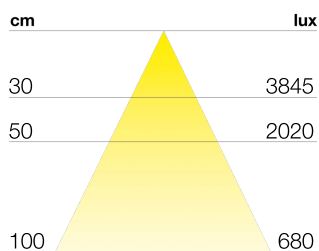
Power supply	12 V
Source	SL160
Light colour	6000 K
CRI	>90
Insulation class	III
IP grade	IP20
Switch	Sensore di movimento
Finish	trasparente
Photobiological safety	Exempt risk group
Output cable	1800 mm

Power supply unit not supplied in packaging

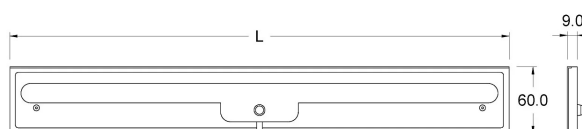
PRODUCT CODES

CODE	LENGTH	POWER	BRIGHTNESS
95700494	330 mm	4,5 W	510 lm
95700496	450 mm	6.5 W	723 lm
95700476	600 mm	8.5 W	978 lm
95700478	900 mm	13 W	1488 lm


LIGHT DIFFUSION



DIMENSIONS



MOUNTING



POSSIBILITY OF PRODUCT CUSTOMISATION

